

# OUTPATIENT BRAIN INJURY PROGRAM

Gaylord Brain Injury Patients are Likely to Recommend our Program



FY2024

Gaylord Outpatient Brain Injury Program

**Patient Count**

**466**

FY2024

Outpatient Brain Injury Program Age of Patients Served

Age 9-18	28 patients	6.0%
Age 19 - 21	23 patients	4.9%
Age 22 - 35	117 patients	25.1%
Age 36 - 55	152 patients	32.6%
Age 56 - 65	79 patients	16.9%
Age 66 - 75	48 patients	10.3%
Age >75	19 patients	4.0%

FY2024

Gaylord Outpatient Brain Injury Program

**Average Age**

**44.6**

FY2024

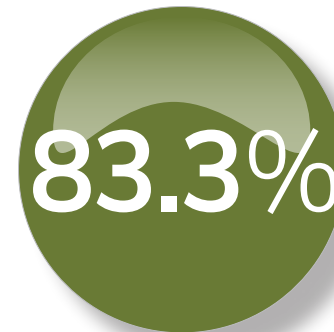
Gaylord Outpatient Brain Injury Program

**Visits Per Patient**

**19.4**

FY2024

Global Rate of Change



FY2024

Gaylord Outpatient Brain Injury Program

**Unplanned Transfers to Acute**

**0%**

FY2024



**Brain Injury Program**  
2024 Outcome Report



# GAYLORD'S BRAIN INJURY PROGRAM:

Our team of highly experienced providers uses an array of resources, including **advanced technology**, to offer each patient an **individualized approach to treatment**.

Our inpatient and outpatient programs are designed to support patients at each stage of their recovery, helping them adapt to their post-injury lives, **maximize their independence** and reenter their communities.

Since every brain injury is different, our **interdisciplinary team will customize a program** based on the patient's specific needs.

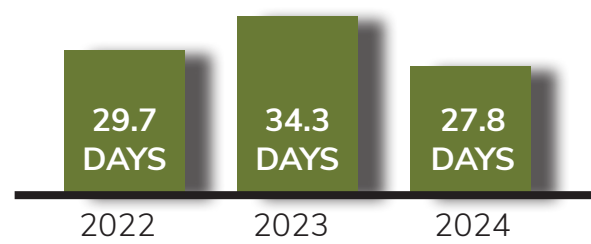
# ABOUT GAYLORD HOSPITAL:

A nonprofit, 137-bed specialty hospital, also known as a long-term acute care hospital, Gaylord specializes in medical management and rehabilitation for patients who have experienced an acute illness or a traumatic accident.

Gaylord is among the best in the country at helping patients recover and return to the highest quality of life. From simple to catastrophic situations, we bring together all of our clinical resources to deliver the best possible outcomes.

By offering a continuum of care from inpatient to outpatient services, Gaylord can meet the needs of our patients' through every stage of recovery.

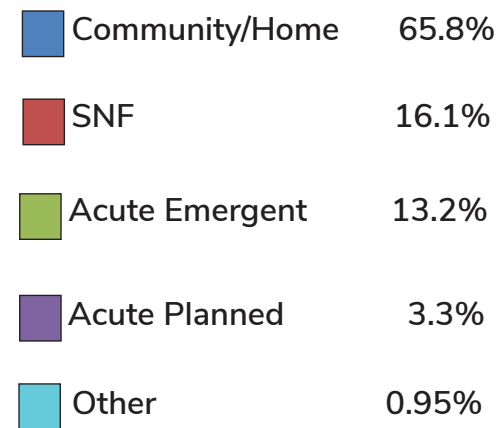
## Brain Injury Program Average Length of Stay



FY2022-FY2024 Gaylord Discharge Data

## Discharge Location

Brain Injury Program Graduates



FY2024 Gaylord Discharge Data

## Adequacy of the Brain Injury Therapy Program



FY2024 Internal Patient Survey Top Boxes

## Brain Injury Program Age of Patients Served

Age <22	6 patients	2.84%
Age 22 - 35	41 patients	19.4%
Age 36 - 55	53 patients	25.1%
Age 56 - 65	46 patients	21.8%
Age 66 - 75	34 patients	16.1%
Age >75	31 patients	14.6%

FY2024 Gaylord Admission Data

Gaylord Brain Injury Patients are Likely to Recommend our Program



FY2024 HCAHPS (LTRAX) Top Boxes

Average Number of Hours of Therapy/Day



FY2024 Gaylord Patient Discharge Report

Accuracy Rating of Information Received Prior to Admission



FY2024 Internal Patient Survey Top Boxes

My Care Team Included Me in Decisions Regarding Care, Treatment and Goal Setting



FY2024 Internal Patient Survey Top Boxes

## LTACH Outcomes Medical & Rehab Hospital Patients

### CMS Quality Measures

Gaylord is Performing Better than the U.S. National Benchmarks

🏆 Rate of Successful Return to Home & Community from LTACH

Gaylord Better than National Average

data.CMS.gov - 10/1/2021 - 09/30/2023

🏆 Preventable Hospital Readmissions 30 Days Post-Discharge

Gaylord Better than National Average

data.CMS.gov - 10/1/2021 - 09/30/2023

🏆 CLABSI  
Gaylord Better than National Average

data.CMS.gov - 1/1/2023 - 12/31/2023